

經營理念



學校概況

(一) 學校班級

年級	一	二	三	四	五	六	特教	資源	幼兒	合計
班級	16	13	13	14	16	15	1	3	9	100

(二) 學生人數

年級	一	二	三	四	五	六	特教	資源	幼兒	合計
班級	456	354	347	376	404	398	7	0	163	2505

(三) 教職員工

校長	男教師	女教師	護士	職員	工友	警衛	小計
1	45	144	2	11	7	4	213

學校概況

校舍配置

校地面積：22793平方公尺



資訊經費

- 資訊費每年約16萬
- 其餘經費都是由學校資本門與經常門支出。EX.雷雕機9.8萬、DELL POWEREDGE R630 1U 17.5萬、NAS 網路儲存伺服器 9.1萬等。

報告重點

- 網界專題研究
- Global Day 英語影片教學
- CCOC
- 英語科行動學習
- 資訊團隊培訓

課程與教學－鷺江網界專題研究-1



2004-2018共15年時間，每年都參加。共18件作品

課程與教學-網界專題研究-1

- **轉化網界成果、豐厚領域校本課程**：鼓勵資訊領域及校內教師帶領學生，結合藝術與人文深耕計畫，以**三蘆地區各種鄉土文化、藝術**為專題進行深入探討與行動研究。
- 本校已連續多年參加網界博覽會專題研究屢獲佳績，並多次到總統府接受頒獎表揚，從2004年至2018年開始，國際網界白金獎8面、金獎3面、銀獎5面；台灣網界金獎5面、銀獎2面、銅獎1面；特別獎1面，並將成果加以轉化融入**社會領域**進行教學。

課程與教學-網界專題研究-2

2004	逐漸沉默的腳步聲—看蘆洲木屐業的起落。	2004國際網界博覽會地方特產特色類『金獎』。
	觀音之美仰臥成蘆。	2004台灣網界博覽會地方觀光資源類入選決賽。
2005	回首看蘆洲—大花咸豐草的甜蜜往事。	2005年國際網界博覽會地方特產特色類『金獎』。
	田庄之美—縱橫一世紀的蘆洲李宅。	2005國際網界博覽會地方歷史古蹟類『白金獎』。
	走過時代的堅毅與柔情—嚴秀峰女士。	2005國際網界博覽會地方人物領袖類『銀獎』。
2006	重見(建)百年塵封的容顏—蘆洲水湳秀才厝。	2006國際網界博覽會地方歷史古蹟類『白金獎』。
2007	歡笑滿盈的故事天堂—阿福的書店。	2007國際網界博覽會地方企業組織類『白金獎』。
2008	跳動在叫賣聲中—發現蘆洲菜市場。	2008國際網界博覽會地方觀光資源類『白金獎』。
2009	守護四班細蟪與其家園—探訪五股溼地	2009台灣網界博覽會地方環境議題『金獎』。國際網界博覽會地方環境議題『銀獎』。
2010	瞬間即永恆的藝術—發現紙紮之美	2010國際網界第二名銀獎，臺北縣地方藝術類第一名，以及台灣網界第一名金獎。

課程與教學-網界專題研究-3

2011	視覺藝術的饗宴~看牲之美	2011國際學校網界博覽會「地方音樂藝術類」Local Music and Art Forms國際賽白金獎Platinum(第一名)以及臺灣網界全國第二名(銀獎)
2012	紫禁城博物館紫禁城	無
2013	舞動的步伐~護祐鄉土的印記~蘆洲神將文化	2013國際學校網界博覽會「地方音樂藝術類」Local Music and Art Forms國際賽白金獎Platinum(第一名)以及臺灣網界全國第三名(銅獎)
2014	重現蘆堤上的村落~洲後村	2014台灣網界博覽會國小組地方歷史古蹟第一名金獎、特別獎以及國際賽第一名白金獎
2015	巷弄中的車衣間	2015台灣網界博覽會國小組地方企業組織第一名金獎、以及國際賽第二名金獎
2016	一識蘆洲真面目。	2016台灣網界博覽會國小組地方特產特色第一名金獎以及國際賽第一名白金獎。
2017	與電磁波共舞~我的鄰居是電塔	2017台灣網界博覽會國小組地方環境議題第二名銀獎以及國際賽銀獎
2018	他們，大人物、小角落—我們近盲的視野，走進清潔隊員們的心田	2018國際賽銀獎

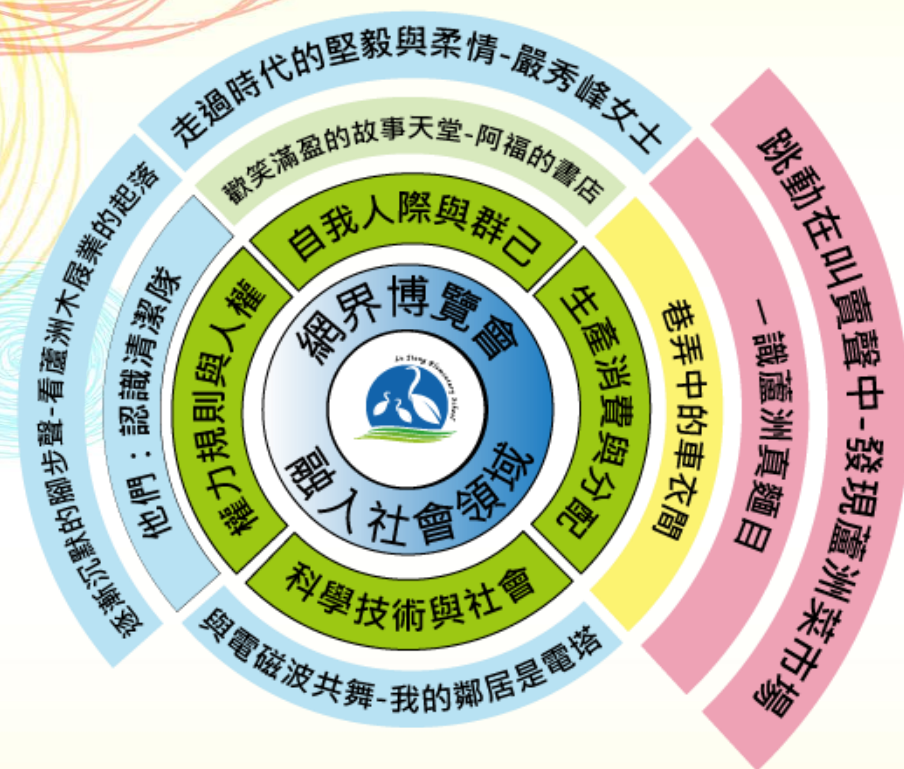
2019暫停。想發展其它特色，目前還在多方嘗試

課程與教學-網界專題研究融入社會科-4



融入年級

- 二年級下學期
- 三年級下學期
- 四年級下學期
- 五年級下學期
- 六年級下學期



融入年級

- 三年級
- 四年級
- 五年級
- 六年級

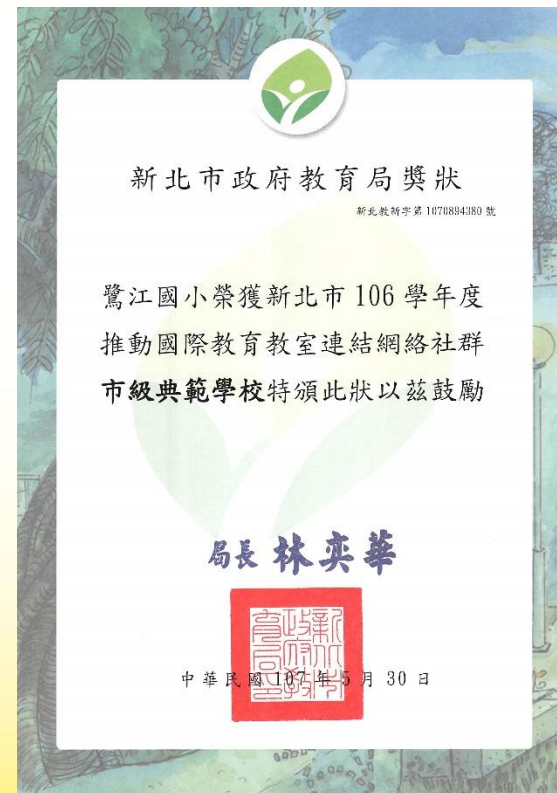
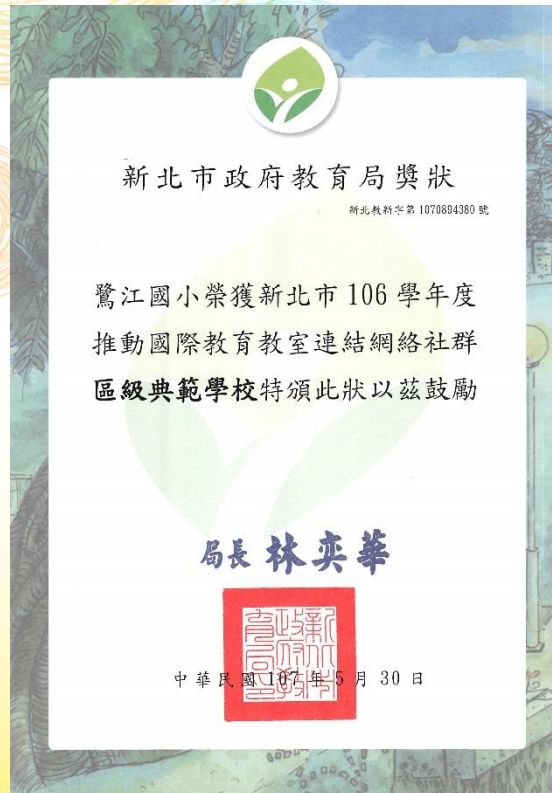
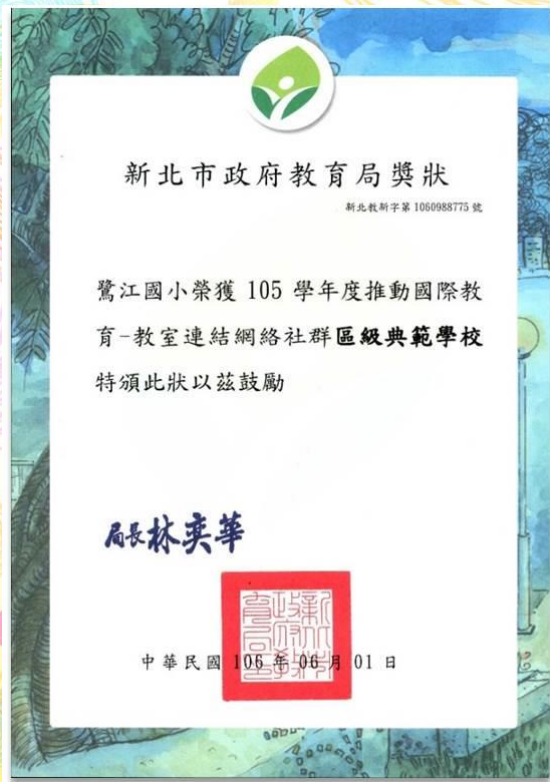
課程與教學-英語科-教室連結網路社群



105、106學年度新北市教室連結網路社群**區級**特優學校



106學年度新北市教室連結網路社群**市級**特優學校



教室連結網路社群CCOC-教學方式-1

CCOC-班級影片交換

參與對象：六年級全學年學生

老師列出要與本校六年級做影片交換的全球各地16個班級，並事先做好聯繫工作。

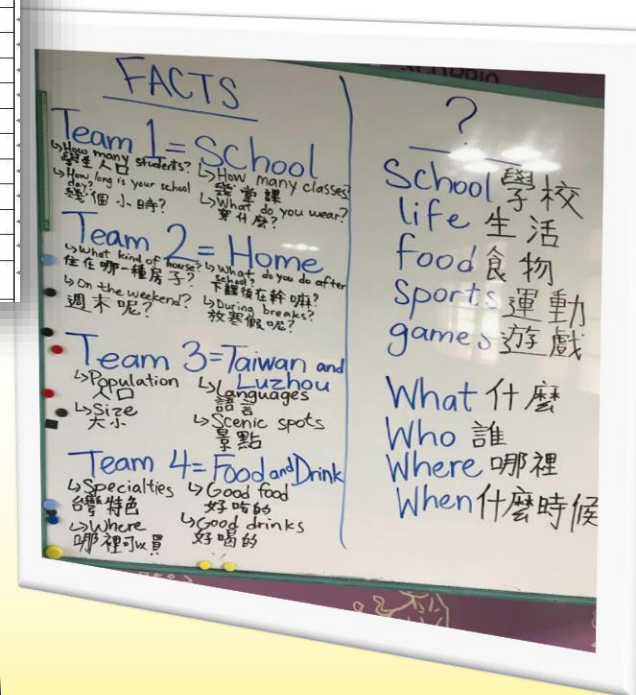
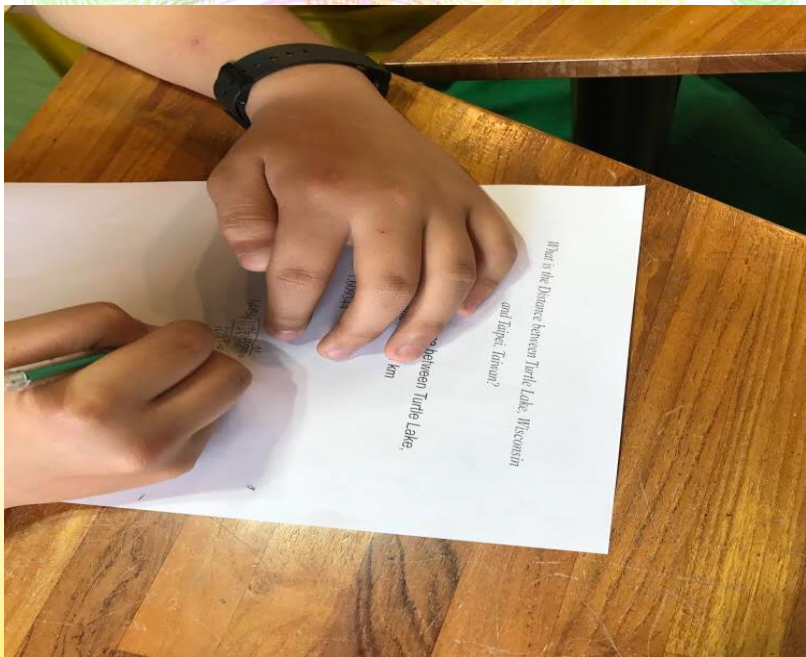
LuJiang Class↵	Exchange Teacher↵	Sent Video↵	Video Back↵	Sent Video2↵
601↵	Bethany Wohlk(Bird) (Wisconsin)↵	x↵	x↵	↵
602↵	Joe Zawacki (Wisconsin)↵	x↵	↵	↵
603↵	Madina D. (Kazakhstan)↵	x↵	x↵	↵
604↵	Maggie Myre (Minnesota)↵	x↵	x↵	↵
605↵	Sianna Nelson (Kansas)- 2 nd and 3 rd ↵	x↵	x↵	↵
606↵	Kyra Scanlan (Minnesota)↵	x↵	(end of April)↵	↵
607↵	Sara Hendricks (Mexico)↵	x↵	x↵	↵
608↵	Sianna Nelson (Kansas)- 4 th ↵	x↵	x↵	↵
609↵	Mae Haley (Minnesota)↵	x↵	x↵	X↵
610↵	Meghan Ludwig (North Carolina)↵	x↵	x↵	↵
611↵	Jessica Olmstead (Barron)↵ Jennet (Korea)↵	x↵	↵	↵
612↵	Kelly (Birchwood)↵	x email↵	↵	↵
613↵	Kelly (Birchwood)↵	x email↵	↵	↵
614↵	Kelly (Birchwood)↵	x email↵	↵	↵
615↵	Sianna Nelson (Kansas)- 5 th ↵ Jennet (Korea)↵	x↵ x↵	x↵	↵
616↵	Julie Lattka (California)↵	x↵	↵	↵

教室連結網路社群-教學方式-2

老師請學生腦力激盪，討論後寫下對台灣的描述，以及想問對方的問題。

(608) In Taiwan, we have many good foods and drinks like braised pork rice, bubble milk tea, soup dumplings, and many more.
What computer games do you play?
What do you eat for lunch at school?
What's the most famous food in your area?
In Taiwan's night markets, stinky tofu is famous, but some people don't like stinky tofu because of the smell.
What is your favorite sport?
In Taiwanese night markets, oyster omelets are famous and yummy.
What kind of snacks do you have in your country?
We play video games a lot after school.
What sports do you like?
What do you do in your free time?
How many classes do you take every day?
During summer and winter break, some of us play computer games every day.
Taiwan has a very tall mountain called Jade Mountain.
Taiwan is a beautiful island.
What do you like to eat for breakfast?
We go to cram school after school.
Can you speak Chinese?

(603) How long are your class periods?
Taiwan has Ubike. Ubike is a public bike sharing system.
What kind of food do you like to eat?
We have seven 40 minute classes every day. The most interesting class is computer class.
What do you do during winter and summer break?
What does your school campus look like?
Do you like Taiwan?
How many students do you have at your school?
Our school has two big exams every semester.
What kind of fruit do you like to eat?
What kinds of sports do you like?
Can you speak Chinese?
Taipei 101 is Taiwan's tallest building.
Most of our class goes to bed around midnight and wakes up early.
How many people live in your state?
Some Taiwanese students have to go to school for 13 hours every day.
Do you want to be a Youtuber? Who is your favorite Youtuber?
Who is your favorite famous person?
Taiwanese people are very warm-hearted. If you come to Taiwan and get lost, Taiwanese people will help you find your way.
The tallest mountain in Taiwan is Jade Mountain.




教室連結網路社群-教學方式-3

依能力每人負責敘述1-2
句話，拍攝影片前先將
句子書寫在小白板上。



教室連結網路社群-教學方式-4

分組進行拍攝



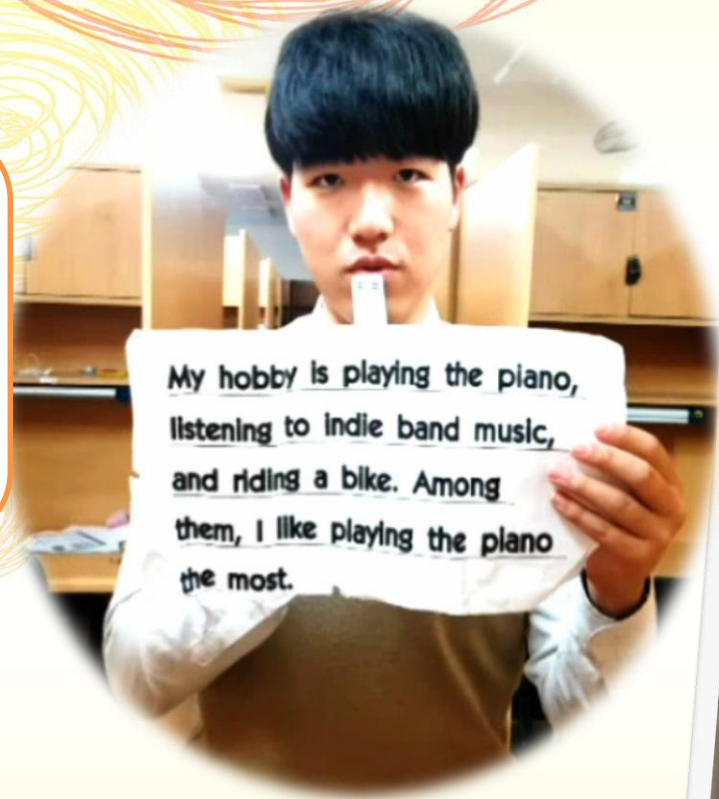
教室連結網路社群-教學方式-5

分組剪輯製作影片，各組影片完成後，老師協助剪接完成全班的影片，再把影片連結傳給對方。



教室連結網路社群-教學方式-6

對方班級收到影片後，再據影片中提及的問題回覆，拍攝影片回傳給本校學生。



教室連結網路社群-教學方式-7



CLASS616

後續活動：本校班級拍攝製作第二支影片回傳，對方再據以回覆第二支影片，最後相互以影片謝謝對方。

教室連結網路社群-教學方式-自我省思-8

- 「班級影片交換」受學生喜愛，利用iMOVIE軟體製作影片，學生運用了英語聽說讀寫能力，也達成文化交流學習目的。
- 目前信件或影片交換班級多在美國，因時差因素而無法作視訊交流，未來希望能找到亞洲國家班級互動，但仍有許多困難需要克服。

國際教育 - Global Day 英語節目 -1

❁ 參與對象：全校師生

❁ 方式：透過外師、學生、與大型手偶的互動對話，輔以簡報或影片，拍攝成動態節目，每二週一集，於英文課堂播放

❁ 主題：臺灣與世界各國國家概述、國際議題

❁ 延伸：1. 臺灣主題相關節目與本校的姐妹校-美國紐澤西州 Freehold Learning Center 分享 (提供本校校網連結)
2. 所有節目放置於校網專區，全球各地皆可點選觀賞

國際教育- Global Day 英語節目-2



國際教育 - Global Day 英語節目 -3

1000221-掌上動員心得(線上觀看)	1000513-Mr. Teacher's Success第21集(線上觀看)
1060327-Sky Lantern第22集(線上觀看)	1060410-Earth Day第23集(線上觀看)
1060424-Taipei 101第24集(線上觀看)	1060508-Shen Xin-Ling第25集(線上觀看)
1060522-Glove Puppetry第26集(線上觀看)	1060612-Our Teachers第27集(線上觀看)
1060925-Meet Teacher Lauren第28集(線上觀看)	1061006-Meet Teacher Susie第29集(線上觀看)
1061006-Meet Teacher Ryan第30集(線上觀看)	1061106-Lubo's Summer Vacation第31集(線上觀看)
1061120-Hungary第32集(線上觀看)	1061204-Our Campus第33集(線上觀看)
1061218-The Shenjiang Culture of Luzhou第34集(線上觀看)	1070101-They第35集(線上觀看)
1070319_Waste Management around the World第36集(線上觀看)	1070402_Their Feelings第37集(線上觀看)
1070416_Luzhou Cup第38集(線上觀看)	1070430_Campus Clean-Up Crew第39集(線上觀看)
1070514_Love Our Earth第40集(線上觀看)	1070528_Remembering the good old days I 第41集(線上觀看)
1070611_Remembering the good old days II 第42集(線上觀看)	1070924_Meet Teacher Wendy 第43集(線上觀看)
1071008_Meet Teacher Darcy 第44集(線上觀看)	1071022_Lubo's Summer Vacation 第45集(線上觀看)
1071105_All about Santa第46集(線上觀看)	1071119_Poland第47集(線上觀看)
1071203_the Baltic States第48集(線上觀看)	1071217-PALAU第49集(線上觀看)
1071231-Seattle, Washington State, USA第50集(線上觀看)	1080304-Chinese New Year第51集(線上觀看)
1080318-Dadaocheng第52集(線上觀看)	1080401-Student Council & Volunteer Team第53集(線上觀看)
1080415-Air Pollution第54集(線上觀看)	1080429-Chien Ming Wang第55集(線上觀看)
1080513- Traditional Childhood Toys第56集(線上觀看)	

從1041208-Taiwan第1集到1080513-Traditional Childhood第56集已經3年多，並邁向第4年。

已製播56集

參考網址: <https://www.lcps.ntpc.edu.tw/p/404-1000-348.php>

國際教育- Global Day 英語節目-4



擴增實境(AR)教學-英語科-1

Broadway Theater

藝術百老匯



Museum of Natural Wonders

自然博物館



United Nations Headquarters

世界聯合國

擴增實境(AR)教學-英語科-2



AR APP目前使用layar，但已經不能免費使用，還在找替代軟體

擴增實境(AR)教學-英語科-3




擴增實境(AR)教學-英語科-1

- Warm-up: Have Ss sit with their constellation groups. Hand back worksheets and have one person from each group meet you at the back of the class to handout Ipad. Make sure to write the device number on their sheet .
- Purpose-Use **AR(augmented reality)** will be used to finish the worksheet. Ss will pick a planet as a group and write about it.
The AR will reveal information and planet sounds.

擴增實境 (AR) 教學 - 英語科 - 2



擴增實境 (AR) 教學 - 英語科 - 3



U2 solar system and constellations lesson 4

Name: Teacher Darcy	Theme: Our solar system/ constellations
Lesson Topic: Planets review, planet sounds, and begin Keynote presentation/ demonstration.	Sentence pattern: 1. Title (solar system and constellation) and Ss names.
Lesson Objective: Students (Ss) will be able to recall planet names with only images, will be able to write down information from the AR activity, and start a presentation.	Target Language: Sun, Moon, Mercury, Venus, Earth, Mars, Jupiter, Saturn, Uranus, and Neptune. (planet adjectives and ordinal numbers)

Materials Needed: PPT, AR(augmented reality), and iPads

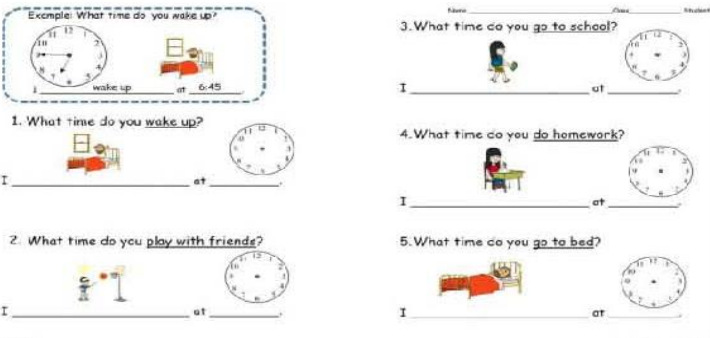
Warm-up (5 min): Review planets PPT quickly as a class. Then handout the constellation sheet back to the groups. On the back side of the worksheet students (group) will pick a planet to write about for their presentation. Explain that they will use the AR to fill in the gaps on their worksheets which they will use as a reference when creating their presentation.

Presentation (AR) / worksheet (15 min): First, tell the Ss that they will be using AR (augmented reality). Demonstrate on the iPad, using Apple TV, on how to use the Layar app and show them how to turn the **sound** on for each planet. The posters work sometimes, so, I have also put up the pictures on the big screen. After the demo have Ss line up in the back and hand out iPad. Have one Ss from each group bring their sheet and write down the iPad number on it. Have student go back to their groups and wait for further instructions. After all groups have iPads go ahead and release them. After finishing the activity, make sure to review (planets, ordinal #, and adjective) for Ss that haven't finished their worksheets.

Production (Keynote app) (15 min): Have Ss seat and put the iPads on the table. Sync up your iPad and show them your demo presentation. Show them which section they will be working on. The keynote presentation will be broken into **3 sections** (Intro/pictures-wk#4, planet/sentences/planet pic-wk#5, and constellation/sentence pattern/voice recording-wk#6). Ss will work on a section at a time for the next 3 weeks. Today, the priority is teaching Ss how to use the app. After demonstrating, have the Ss start their projects.

Wrap-up (5 min): collect the iPads and make sure to **collect sheets** at the end of class because Ss will most likely lose it or forget it. They will need this sheet the following two weeks.

行動學習-Shadow Puppet應用於英語科-1

Unit Two: What do you do after school?		Wendy's demo lesson	Lesson 3
Today - Students to use the Shadow Puppet app on iPads to create their daily schedule. They will add pictures, write, read and record a sentence.			
Standards and Frameworks for Unit		Lesson overview	
1 Self-Control and Discipline 2-3-1-1 Examine the importance of spending time and money wisely. 2-3-1-2 Communicate an understanding of how to manage time and money. 2-3-1-3 Outline and utilize a plan to manage time and money effectively.		Pre-teaching Students have learnt the phrase 'what time is it' It's __ o'clock/it's __ a.m./p.m. Using digital and analogue clocks they have been introduced to 8 o'clock, 8:05, 8:10, 8:30 etc. Previously students made a 3 picture/sentence Shadow Puppet movie.	
Lesson Objectives 1. Students will identify ways they spend time on a regular weekday. 2. Students will recall and reproduce key language and vocabulary taught in previous lessons with some scaffolding. 3. Students will create a Shadow Puppet movie to record information about their day.		Introduction Give each student a time card as they enter the classroom (shown as digital and analogue). Teacher asks What time do you __? [Wake up, go to school, play with friends, do homework, go to bed.] and picks several ss to read their time using the random spinner. Refer to worksheet from previous class and tell students they will make a movie using Shadow Puppet. Review how to use Shadow Puppet app and show a new one for this activity on whiteboard using Apple TV. Students will need to say 'My name is __' at the beginning of their Shadow Puppet and use the 'fade in' option to help them read their text.	
Target Language What time do you ____? I _____ at <time of day>.			
Target Vocabulary <i>do homework, play with friends, go to school, wake up, go to bed, ,time, a.m., p.m., numbers 1-60</i>			

行動學習-Shadow Puppet應用於英語科- 2

	<p><u>Practice</u> Read through an example of a completed Graphic Organiser. Show pictures for THIS movie. [Wake up, go to school, play with friends, do homework, go to bed.] Practice the sentence pattern “I _____ at _____am/pm” for each picture. Students review their own Graphic Organiser and in pairs create a new Shadow Puppet.</p> <p><u>Production</u> Students to work with a partner to make a 5 picture Shadow Puppet movie, (to include a picture, a written sentence and voice recording) then swap so other partner makes one. (If 28 ipads are available use one ipad per student) If second student does not require assistance 1st student can complete Level 1 or 2 word search and then read an English book. Teachers to circulate to help where necessary.</p>	8
--	--	---

* Italics indicate prior knowledge CT~ Co-teacher NSET~ Native Speaking English Teacher

行動學習 - Shadow Puppet 應用於英語科 - 3



行動學習- iPad ShowMe 應用於英語科- 3



行動學習 - iPad ShowMe 應用於英語科 - 4



資訊團隊指導-1

一、經營一個社團

1. 緣起：網界博覽會後的轉型
2. 時間：早自修、午休
3. 老師：資訊教師
4. 學生組成：五、六年級


二、教學內容

1. 內容：初期以Scratch為主、現在以Microbit、3D列印、雷射切割為發展方向
2. 資料來源：阿玉、胡信忠、TedLee、劉正吉老師、FB社群、Youtube影片



資訊團隊指導-2

三、教學經驗分享

1. 快樂：學生共學共進、解決問題
2. 煩悶：學生參與度、「我不會」、時間壓力
3. 製作專題計畫



資訊團隊指導-3



資訊團隊指導-4

四、未來的期許

1. 如何分享教學成果
 2. 社團經營方向：參加Scratch比賽、創客社團？
 3. 招募學生的方式：比賽、班導、資訊老師推薦
 4. 增加師資：建立社群、自然、美術、資訊教師、資優班
-

The background features a collection of concentric circles drawn with thin, hand-drawn lines in various colors including green, yellow, orange, purple, and blue. These circles are scattered across the left side of the image, with some overlapping. The overall background is a light yellow gradient.

THE END

敬請指導