

Blooket

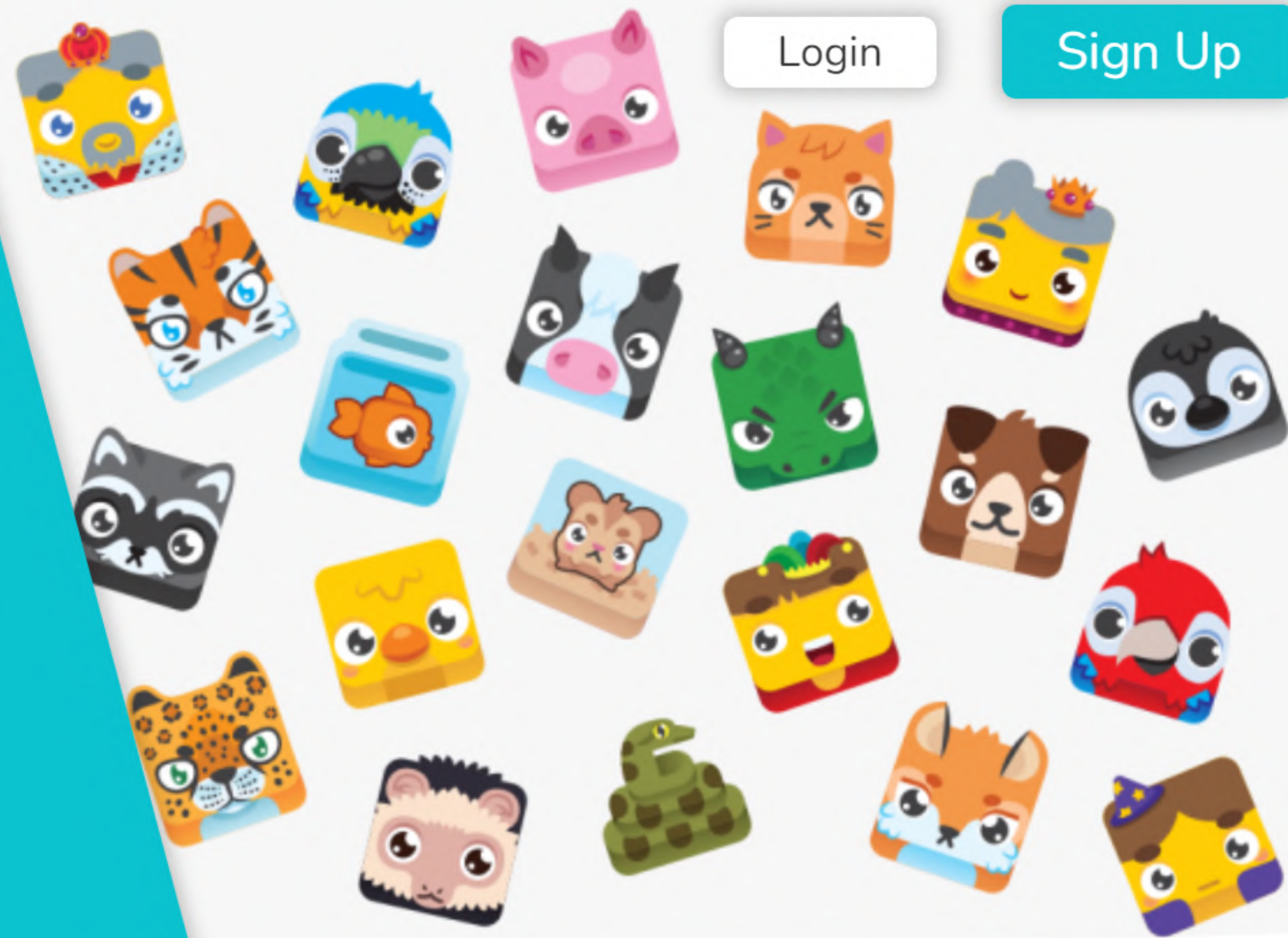
Join a Game

Level Up Classroom Engagement

We're matching action with education
to create the ultimate learning experience!

Get Started

🔊 Pronunciation



教學趣味大升級 13種Blooket萬用活動遊戲

- 1. Blookey 簡介**
- 2. 如何製作問題集**
- 3. 如何在課堂中使用**
- 4. 13種Blookey模式介紹**
- 5. 如何用Blookey指派作業**



Blooket是什麼？

遊戲化
答題工具

提升學生
學習動機

免費和
客製化

Blooket有什麼優點？

- 1.加入遊戲化元素，增加學生學習動機
- 2.學生裝置上即可看到題目，與Kahoot不同
- 3.可在課前、課中、課後使用
- 4.有 13 種玩法，可根據學生風格做選擇




開始製作自己的Blooket


輕鬆 **3** 步驟，快速上手

製作三步驟

1. 登入 / 註冊
2. 創建問題集 (2-1~2-5)
3. 輸入 / 匯入問題 (Manual / Quizlet import)



步驟1 登入/註冊



Blooket

Join a Game

Level Up Classroom Engagement

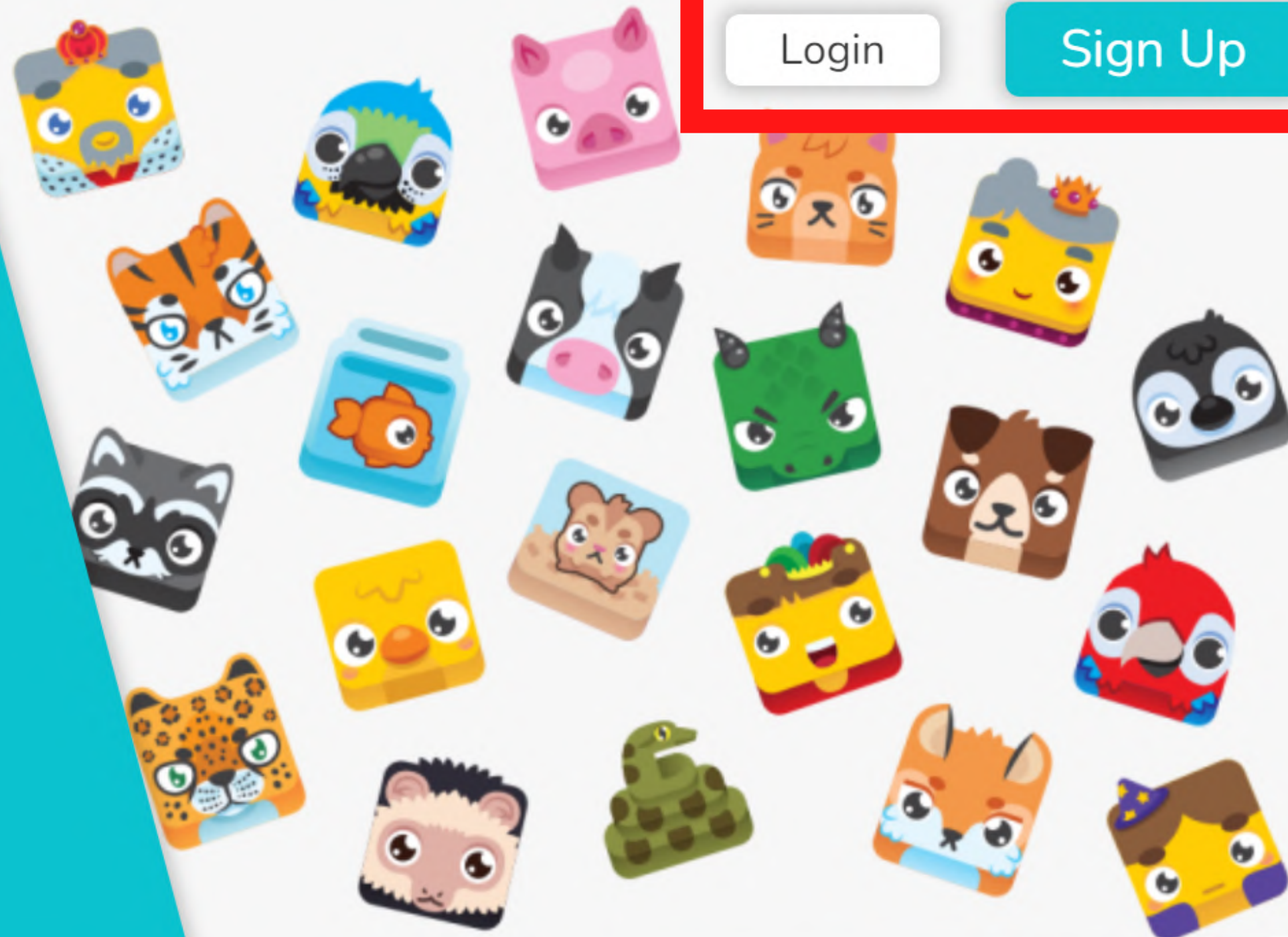
We're matching action with education
to create the ultimate learning experience!

Get Started


 Pronunciation

Login

Sign Up



步驟 2-1 創建 Create



Blooket



Create



News

My Sets

Favorites

Homework

History

My Sets

Search your sets...

New Folder

Blooket

15 Questions

31 Plays

Edited 3 months ago



Solo



Host

Blooket

36 Questions

翰林Book3 Unit 6
Vocabulary

18 Plays

Edited 5 months ago



Solo



Host

Blooket

32 Questions

翰林Book 3 Unit 5
Vocabulary

14 Plays

Edited 5 months ago



Solo



Host

步驟 2-2 創建 Create

Blooket



Create a Question Set

幫學習集命名

Cover Image

Drag and Drop an Image (Under 2.5 MB) or

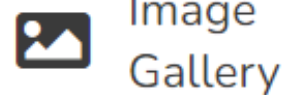


Image
Gallery



Upload
a File



Upload
by URL

Title (required)

Add a descriptive title

Description

Tell users about your question set

步驟2-3 創建Create

Blooket



Privacy Setting

This decides who can find and play your question set



Public

Playable by Everyone



Private

Only Playable by You

可選擇公開/不公開



Create
Your Set

步驟2-4 創建Create

Blooket



常用方法有2種

Manual - 手動輸入問題與答案

Quizlet - 從Quizlet的學習集匯入

Creation Method

This decides how you will start adding questions to your set



Manual
Start From Scratch



Quizlet Import
Quick and Easy



Spreadsheet Import
Custom Import



**Create
Your Set**

步驟2-5 創建Create

Blooket



Privacy Setting

This decides who can find and play your question set



Public

Playable by Everyone



Private

Only Playable by You

Creation Method

This decides how you will start adding questions to your set



Manual

Start From Scratch




Quizlet Import

Quick and Easy



Spreadsheet Import

Custom Import



**Create
Your Set**

**選擇好之後
就可以按創建**

步驟3 輸入/匯入問題

Manual

**手動輸入問題
和答案**

或

Quizlet Import

**從Quizlet匯入
學習集**

Manual

Blooket



Test 1

Blooket

Private

Save Set

Edit Info

Time Limit

Add Question

Quizlet Import

Spreadsheet Import

Question Bank



新增問題

設置回答時間 / 選項是否隨機排列

Time Limit 20

Random Order

Cancel

Save

Image

Math

Audio

Question Text



Answer 1

Image Math



Answer 2

Image Math



Answer 3 (Optional)

Image Math



Answer 4 (Optional)

Image Math

Time Limit 20

Random Order

Cancel

Save

Image

Math

Audio

插入圖片

打出數學符號

錄音 (付費)

Question Text

Answer 1

Answer 2

Answer 3 (Optional)

Answer 4 (Optional)


 Time Limit

 Random Order

Cancel

 Save

 Image



 Math

 Audio



Question Text

輸入問題及選項 (記得勾選正確的選項)



Answer 1



Answer 2

Answer 3 (Optional)

Answer 4 (Optional)



Time Limit 30

Random Order

Cancel

Save



Remove

儲存

請問「翻轉教育」有提供哪些服務呢？



教育相關文章



創新教學資源



每月會員專屬活動



深度專題報導



按下儲存後 仍然可以調整問題

題目順序調整

編輯

The screenshot shows a question editor interface. On the left, a vertical toolbar contains up and down arrow icons, which are highlighted with a red box. The main area displays the question text: "請問「翻轉教育」有提供哪些服務呢？". Below the question is a "Show Answers" button with a downward arrow. On the right side, there is a control panel with several icons: a pencil icon (highlighted with a red box), a trash can icon, a document icon, a "30 sec Time Limit" setting, and a "Random Answer Order" toggle with a checkmark icon.

Manual

透過這樣的方式，不斷新增題目，

Blooket 問題集就完成了!

Quizlet Import

**如果老師平常有在用Quizlet
也可以將學習集匯入Blooket
在單字教學上非常方便！**

Quizlet



Step 1: Find a Set

Any of Quizlet's sets can quickly be converted into a Blooket set! Then, you can go back and edit it to make it your own. Once you find a set, hit the next button below. For the best results, use Quizlet sets that list the answer first and the question second.



Your Quizlet



Search Quizlet

Next Step

Quizlet Import

先找好一個
Quizlet學習集

Quizlet



Step 2: How to Export

Follow the steps below to export a set from Quizlet.
Then, hit the next button after copying the set.



Click the '3 dots' button on the set you want to export

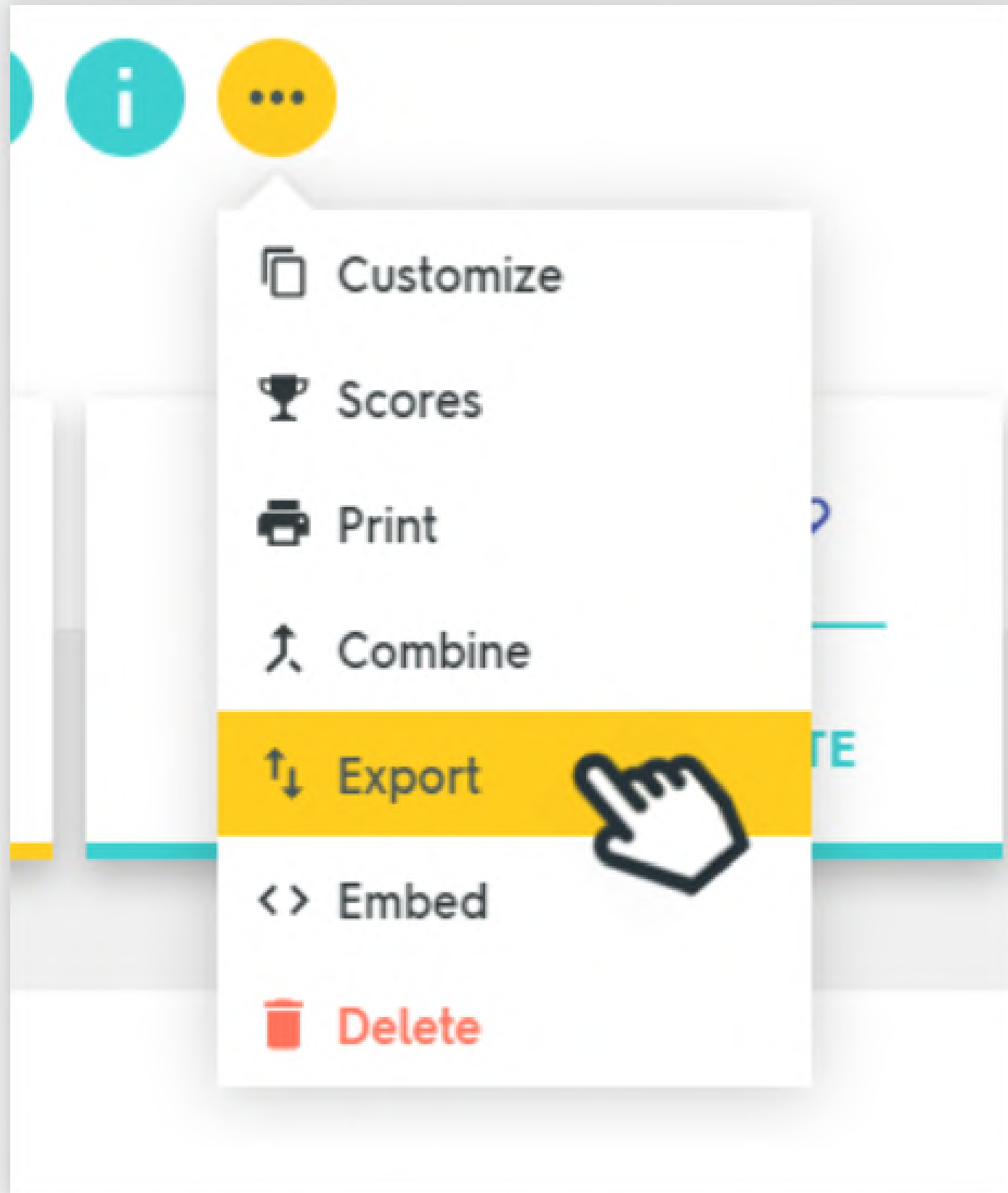
Quizlet Import

到Quizlet
點擊學習集的
三個點點符號

Quizlet Import

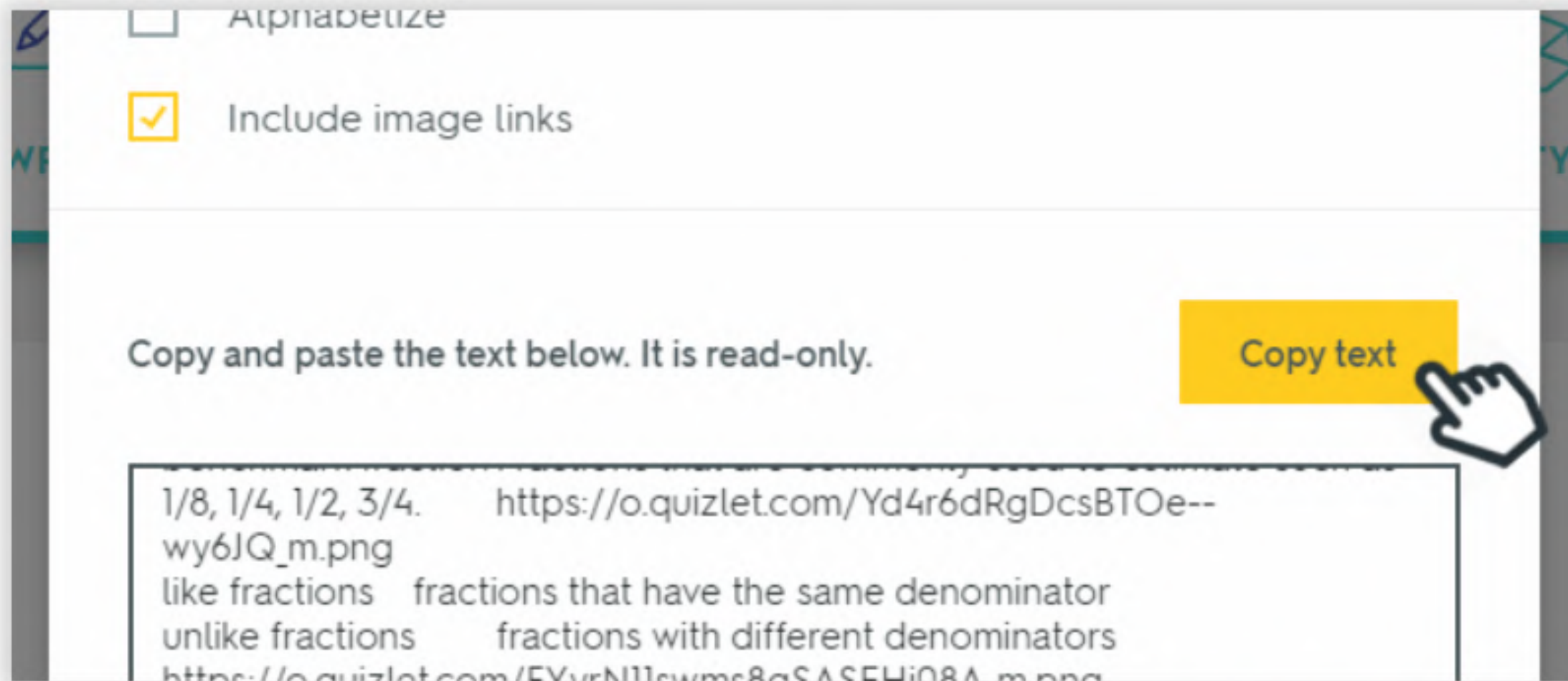
選擇

Export匯出



Under the dropdown menu, click 'Export'

Quizlet Import



Leave 'Tab' and 'New line' selected, then click 'Copy Text'

Next Step

按下

Copy text

複製文字

Step 3: Paste and Create

Now, paste the text into the text box below and hit the 'Add Questions' button under it.

Flip questions and answers

Add Questions

Quizlet Import

**貼上剛剛
複製的文字
即可匯入問題**

記得按下儲存

Blooket



Blooket

Test 1

Private

Save Set

Edit Info

Time Limit

Add Question

Quizlet Import

Spreadsheet Import

Question Bank

Quizlet Import

**透過上述的步驟，問題集就完成了，
是不是非常快速呢？**



翰林



Blooket

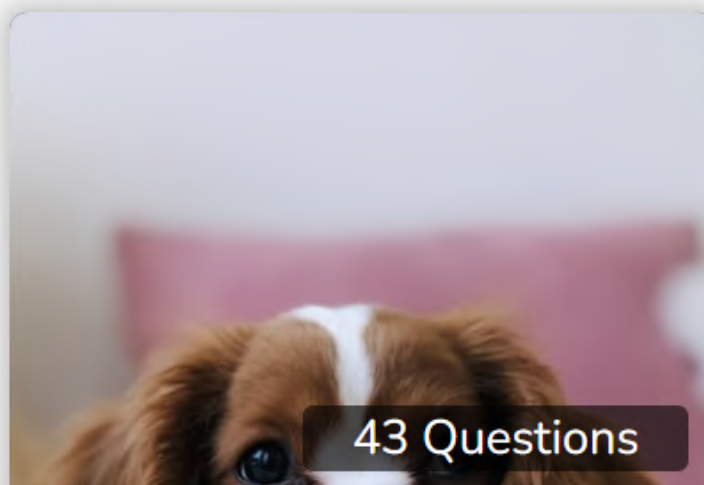
41 Questions

B4-U1(翰林)

781 Plays

Edited 4 months ago

<https://dashboard.blooket.com/discover/question/1112>



43 Questions

翰林 B4 L6
Vocabulaires

324 Plays

Edited a year ago

• ClaraTeacher

Blooket

29 Questions

翰林B1U1

158 Plays

Edited 9 months ago

• Dattu101

老師們若沒有時間製作自己的問題集，也可以用Discover來搜尋其他教師分享的問題集唷！

創建完Blooket問題集後

該如何在 **課堂** 操作呢？

使用情境

課前

學生事先預習後，可利用Blooket做課前暖身。

課中

進行教學後，可利用Blooket做簡單的評量，了解學生的學習情形。

課後

在下課前做課程複習，或是指派作業，讓學生利用課餘時間進行練習。

設備需求

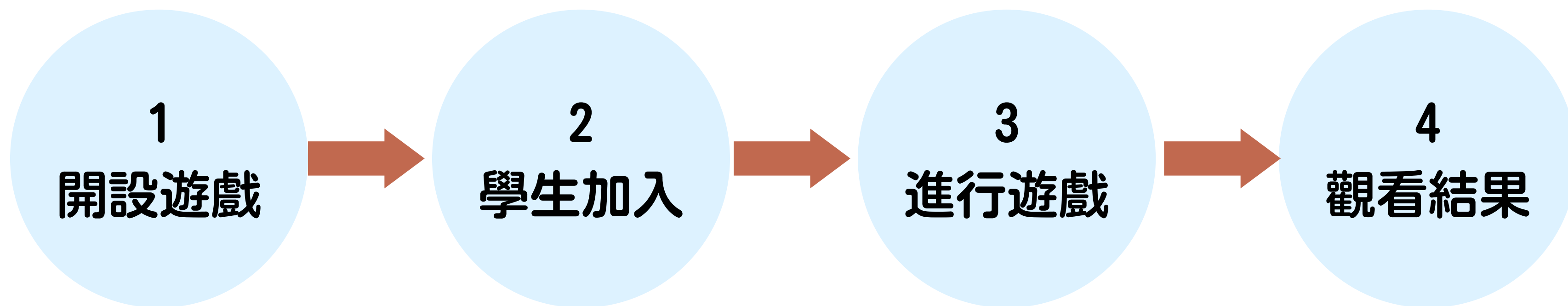
老師

用電腦／平板來主持遊戲

學生

用平板／手機來參與遊戲

課堂操作流程



- News
- My Sets
- Favorites
- Homework
- History

My Sets

Search your sets...

New Folder

Blooket

15 Questions

翰林Book4 Unit 2 Vocabulary

31 Plays
Edited a few seconds ago

Solo Host

Blooket

36 Questions

翰林Book3 Unit 6 Vocabulary

18 Plays
Edited 5 months ago

Solo Host

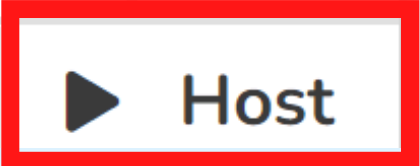
Blooket

32 Questions

翰林Book 3 Unit 5 Vocabulary

14 Plays
Edited 5 months ago



Solo Host





Select a
Game Mode

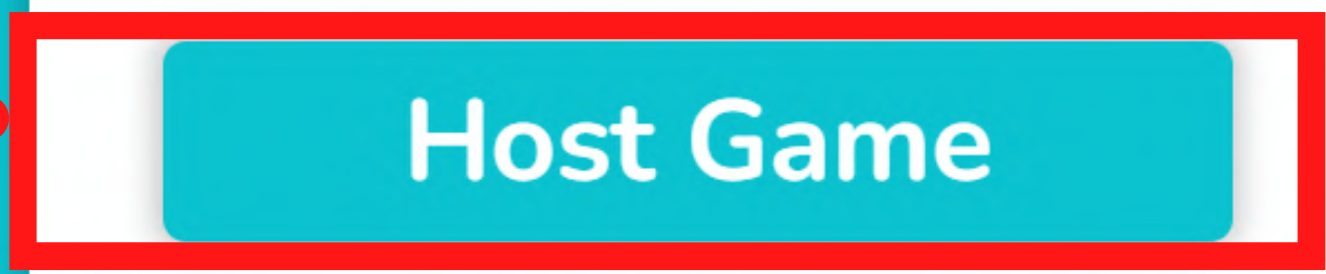
選擇一種遊戲模式



Exhilarating, Suspense-Filled Action!

Answer questions to race opponents and use power ups to get to the finish line first

- 💡 Speed & Accuracy
- 👥 Player Limit: 60
- ☰ 4+ players suggested



Blooket

翰林Book 3 Unit 5 Vocabulary



Host Now

Racing Settings

Allow Late Joining





Go to blooket.com/play
and enter Game ID:

908970

Copy Join
Link

0
Players

Blooket

1 More

請同學搜尋play blooket後
輸入Game ID



Go to blooket.com/play
and enter Game ID:

908970

Copy Join
Link

0
Players

Blooket

1 More

輸入完Game ID後
再請同學輸入Nickname



Go to blooket.com/play
and enter Game ID:

970758

Copy Join
Link

2
Players

Blooket

Start



機器人阿熊



熊老師



**人數到齊後，按開始
就會開始進行單字遊戲**

1st 🐻 熊老師 8,725 lbs

2nd 🤖 機器人阿熊 785 lbs

遊戲開始時，老師的螢幕會顯示遊戲賽況

Tips — 老師這時候可以擔任實況轉播主，跟學生互動。
例如：誰領先、誰偷了誰的錢，增加學生學習體驗。

學生的畫面則是單字選擇題，答題後會得到立即的回饋。

🔊 機器人阿熊 \$0

1

ocean

海洋

區分...與...

刀子

叉子

機器人阿熊 \$4

2

CORRECT

✓

Click Anywhere to Go Next

機器人阿熊 \$12

2

INCORRECT

✗

Correct Answer:
最後成為

4



Final Standings



[View Report](#)

[Play Again](#)

2nd

機器人阿熊

9,357



1st

熊老師

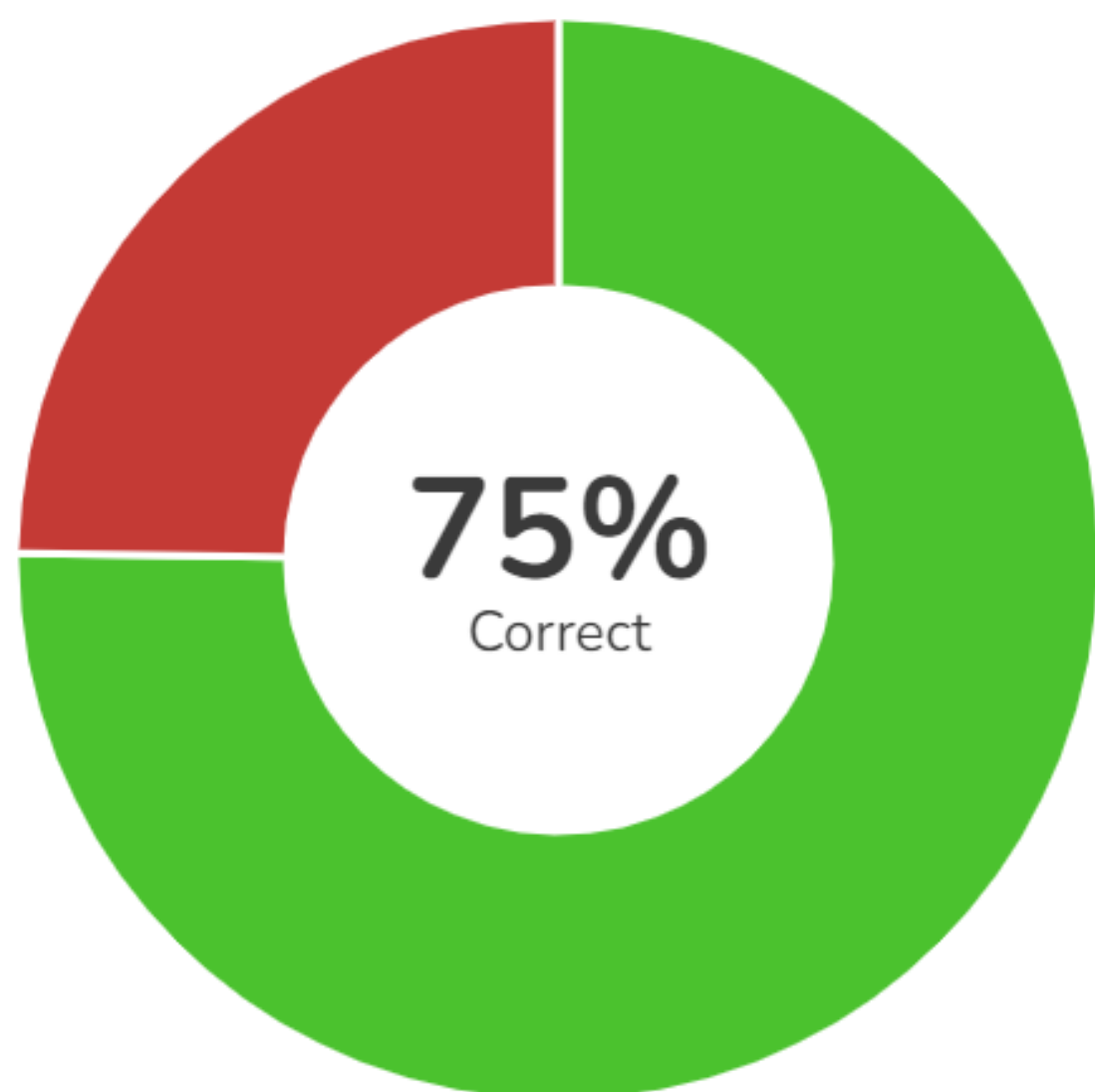
601,507



遊戲結束後，點擊 **view report**，看學生剛剛的答題狀況。

從這張圖可看出全班的答題數以及答對率

05/25/22



8 Players

282 Correct

93 Incorrect

 Delete

往下滑則可以看到個別學生的答題狀況

99%
Correct



珍珠美人魚

88

1

43,596

86%
Correct



我是你爹的爸爸

55

9

10,239

74%
Correct



類宏盛

28

10

7,513

100%
Correct



欺騙恐龍

49

7,145

54%
Correct



hrhtdh

27

23

2,300

小提醒：

學生過程中不用登入即可參與。 若老師是第一次在課堂操作Blooket，可給予學生適當時間操作，讓學生慢慢適應。



Blooket有 13 種模式

選擇哪一種比較好呢？

如何選擇模式？

1. 考量**班級孩子特性**，有的孩子喜歡競爭、有的則與世無爭。
2. 考量各模式**規則的難易度**，有些模式規則較複雜，了解規則會需要較長時間。



如何選擇模式？

3. 考量各模式的**答題數與練習量**，有些模式可在短時間答大量的題目，有些則較少。
4. 考量**使用時機**，有些模式適合在班上一一起遊玩，有些則可以作為課後作業讓孩子進行練習。



事前認識各模式 **玩法**

教學時快速找到最適合的模式

1 考古挖掘



Excavate for Fossils and Watch for Cheaters!

Become the top paleontologist by answering questions to find fossils, but make sure no one is cheating

- 💡 Speed & Insight
- 👥 Player Limit: 60 (1,000 for Plus)
- ☰ 3+ players suggested

每一個人都是考古學家，答題後可選擇「挖掘」，從3個化石中隨機選擇，來賺取積分，若想知道哪一個化石最多分，可以按cheat偷看化石內容喔。而答完題的另一個選擇則是「調查」，可以查看另一位玩家是否在使用cheat，若成功查出，則可以獲得積分。

2 黃金任務



Exciting Twists and Chests Full of Gold!

Build your riches in this chaotic mode by answering questions to earn gold and take it from other players

- 💡 Speed & Luck
- 👥 Player Limit: 60 (1,000 for Plus)
- ☰ 3+ players suggested

答題後可從3個寶箱中隨機選擇，來賺取黃金。寶箱內容相當多元，有直接加分、雙倍、扣分等，最刺激的則是從別人那裡偷取黃金，或是直接SWAP，讓雙方的黃金全部互換，但要注意好勝心強的孩子會因為被偷黃金而不開心唷。

3 密碼駭客



Some Super Secure and Chaotic Hacking Fun!

Answer questions to mine Crypto and hack others by infiltrating their defenses to steal their riches

- 💡 Speed & Insight
- 👥 Player Limit: 60 (1,000 for Plus)
- ☰ 3+ players suggested

每一位玩家都化身為駭客，要不斷地答對題目，來獲得猜其他玩家密碼的機會，如果猜對了則可以累積財富，而如果密碼被人家猜對了，則會損失財富，是一場刺激的攻防戰。

4 釣魚狂熱




Cast, Reel, and Prepare for Lots of Surprises!

Cast out your line and answer questions quickly to reel in the biggest fish in the whole wide sea

- 💡 Speed & Luck
- 👥 Player Limit: 60 (1,000 for Plus)
- ☰ 2+ players suggested

孩子每答對一題就會釣到一條魚，而隨著運氣的不同，獲得的積分也不一樣。如果答對一定題數，釣竿則會升級，釣到的魚積分也會跟著提高喔。

5 快速攻防戰



A Fast and Strategical Scramble!

Players answer questions to take Blooks from other players or defend their Blooks from being taken

- 💡 Speed & Strategy
- 👥 Player Limit: 60 (1,000 Solo for Plus)
- ☰ 4+ players suggested (8+ for Teams)

孩子會隨機分成兩組，每一組都有需要守護的小精靈。如果答對題目則可以選擇「攻擊」或「防禦」，攻擊可以偷取對方的小精靈或是擊破一層防護罩；防禦則是能為自己增加一層防護罩，防止對方偷走小精靈。最後小精靈最多的組別獲勝。

6 皇家戰爭



Intense, Competitive Showdowns!

Players face each other in 1 vs 1 (or team vs team) showdowns and try to keep their energy up until only one remains

- 💡 Speed & Accuracy
- 👥 Player Limit: 60 (1,000 Solo for Plus)
- ☰ 4+ players suggested (12+ for Teams)

這個模式除了考驗孩子的正確率，更考驗著孩子的答題速度，孩子會分組進行一對一或多對多的對抗賽，答得越快、正確率越高的那一方將坐上最終王座。

7 砲塔防禦



Action-Packed, Defensive Chaos!

Answer questions, build towers, and design your defense to protect yourself from waves of Evil Blocks

- 💡 Strategy & Accuracy
- 👥 Player Limit: 60 (1,000 for Plus & HW)
- ☰ 2+ players suggested

孩子每答完三題就可以獲得金幣購買各式各樣的砲塔，每一回合都會有邪惡方塊湧入，孩子必須賺取更多的金錢來購買砲塔或升級砲塔，防止方塊衝破防線。這個模式可做為作業讓孩子課後練習。

8 餐館經營



Action-Packed, Defensive Chaos!

Answer questions, build towers, and design your defense to protect yourself from waves of Evil Blooks

- 💡 Strategy & Accuracy
- 👥 Player Limit: 60 (1,000 for Plus & HW)
- ☰ 2+ players suggested

孩子要透過答題來進行食材的準備，以因應客人的需求，而每回合賺取的收入都可以用來升級食材或餐廳，來賺取更高的利潤，是可在短時間內答大量題目的模式，也可做為作業讓孩子課後練習。

9 賺錢工廠



Fast-Paced, Money-Making Madness!

Quickly answer self-paced questions to unlock and upgrade Blocks that make you some cold, hard, virtual cash

- 💡 Speed & Strategy
- 👥 Player Limit: 60 (1,000 for Plus & HW)
- ☰ 2+ players suggested

孩子每答對三題，就可以雇用一名小精靈，每一位小精靈都有賺錢速率跟種族，選擇越多相同種族的小精靈則可以賺更多的錢，規則相當簡單，也可做為作業讓孩子課後練習。

10 競速賽跑



Exhilarating, Suspense-Filled Action!

Answer questions to race opponents and use power ups to get to the finish line first

- 💡 Speed & Accuracy
- 👥 Player Limit: 60
- ☰ 4+ players suggested

老師設置答題數，最快將所有題目答完的選手就會獲勝，過程中大家也都可以使用魔法，干擾其他選手或讓他們答更多題，是直接快速又很刺激的競速遊戲。

11 瘋狂王國



Hilarious Guests, Serious Strategy!

Keep a kingdom running by answering a variety of guests' requests and managing your limited resources

- 💡 Strategy & Accuracy
- 👥 Unlimited Players
- ☰ Homework Only

孩子作為王國的管理者，會有很多的精靈來提出請求，而每一種請求都可能會增加或消耗快樂、資源、人力或金錢，當只要某一種資源耗盡，遊戲則結束。此模式僅能做為作業讓孩子練習。

12 厄運之塔



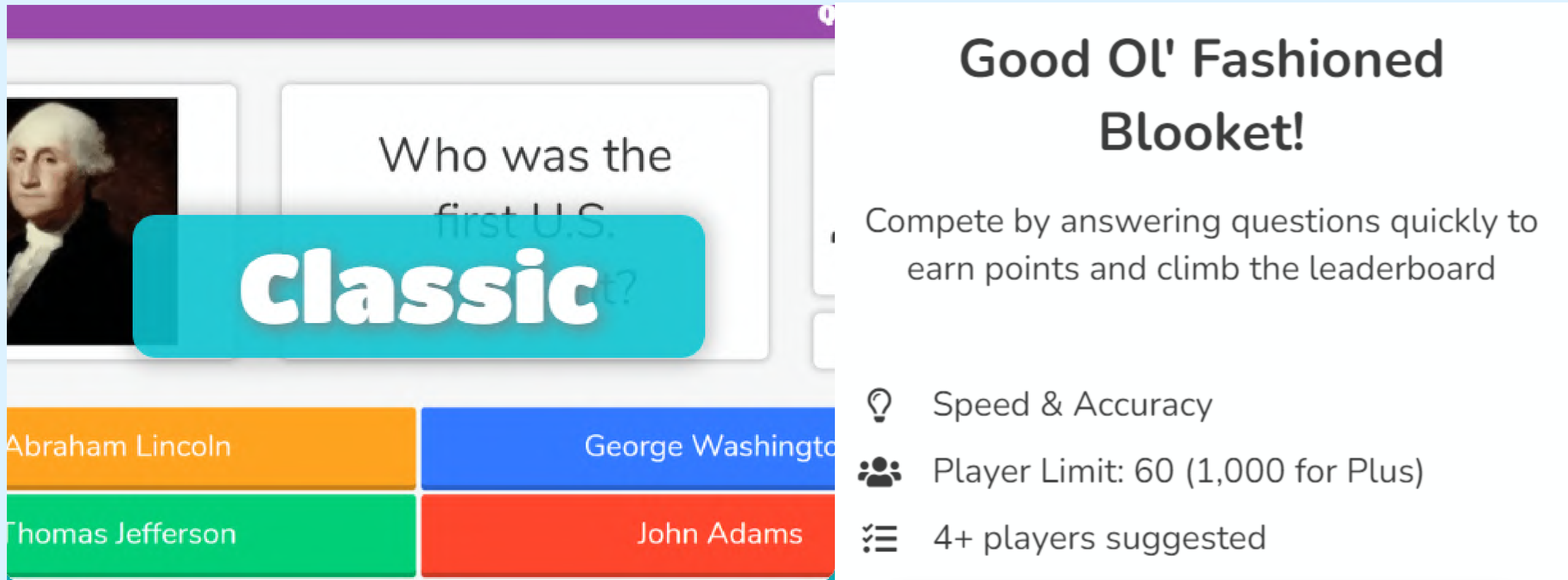
Survive to Ascend the Magical Tower of Doom!

Answer questions to collect cards that help you defeat evil Blook and climb the Tower of Doom to victory

- 💡 Strategy & Accuracy
- 👥 Unlimited Players
- ☰ Homework Only

經典卡牌遊戲改編，孩子透過答對題目，選擇卡牌的數值與敵方進行比大小，數值較大者則可攻擊對方。這座厄運之塔充滿各式各樣的敵人，等待孩子進行挑戰。此模式僅能做為作業讓孩子練習。

13 經典模式



The image shows a Kahoot! game interface. On the left, a question card asks "Who was the first U.S. president?" with a portrait of George Washington. Below the question are four answer buttons: Abraham Lincoln (orange), George Washington (blue), Thomas Jefferson (green), and John Adams (red). A large teal "Classic" label is overlaid on the question card. On the right, a white box titled "Good Ol' Fashioned Bloocket!" provides details for the Classic mode: "Compete by answering questions quickly to earn points and climb the leaderboard", "Speed & Accuracy", "Player Limit: 60 (1,000 for Plus)", and "4+ players suggested".

Good Ol' Fashioned Bloocket!

Compete by answering questions quickly to earn points and climb the leaderboard

- 💡 Speed & Accuracy
- 👥 Player Limit: 60 (1,000 for Plus)
- ☰ 4+ players suggested


經典模式類似Kahoot，孩子進行答題，並透過正確率與答對速度來擠入前五名當中，經典不敗，依舊趣味滿滿。

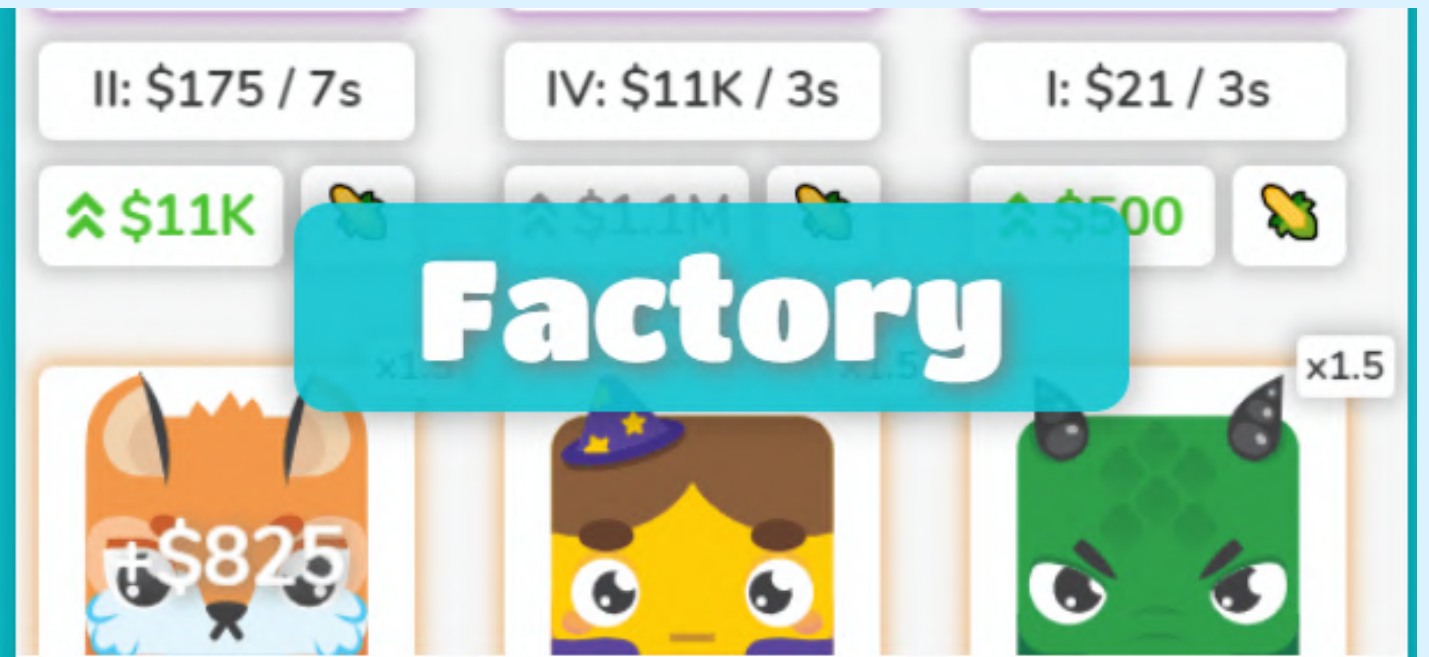
如何利用Blooket

派 **作業** 給孩子進行練習？

老師在課後若想提供學生持續練習的機會，可以**設定Homework**，讓孩子在課餘時間繼續學習！

目前HW的模式有**5種**：砲塔防禦、餐館經營、賺錢工廠、瘋狂王國、厄運之塔





Fast-Paced, Money-Making
Madness!

選擇其中一種模式
並按下HW



Assign Now

Assigning Homework allows students to complete a game on their own time. You'll be given a Game ID that is valid for the time specified below. When students use this Game ID, they'll be able to play the game and answer questions. Then, you'll get live updates on their progress and performance.

Due: June 10th, 2022 - 5:19 pm

Change Time:

🕒 Days

1

Settings:



Time

The game ends after the set time has passed



Cash

The game ends after a player reaches the set cash amount

💰 Cash Goal (\$)

1000000

Allow Student Accounts



Disabling this option will hide account creation options from students (enabled is recommended)

STEPS

- 1 設定作業開放的時間
- 2 相關遊戲設定
- 3 按下指派
- 4 複製連結
- 5 提供連結給學生

Blooket

News

My Sets

Favorites

Homework

History

My Sets

Blooket

15 Questions

翰林Book4 Unit 2
Vocabulary

31 Plays

Edited a few seconds ago







Solo



Host

如果想看學生作業的答題情況，可以到首頁點Homework，就能看到各個作業的作答情況。


Leaderboard

98% Correct		hongshen	<div style="border: 2px solid red; padding: 2px;">419 8</div>	\$1,001,700
88% Correct		類henry	29 4	\$1,000,746
94% Correct		???	158 10	\$1,000,716
99% Correct		trash	75 1	\$1,000,076

有時候會看到學生非常努力的過程，讓老師感到相當欣慰。

總結

Blooket透過遊戲化來提升孩子的學習動機，只要老師熟練操作，透過製作問題集，就能讓孩子有大量練習機會，並能開心學習。



以上是實用教學工具Blooket的介紹

無論線上線下、課前課後都適合操作

鼓勵老師們可以嘗試看看

教學資源：回饋表單

喜歡這份教學資源嗎？

邀請您提供我們寶貴的建議 🙌

您的回饋，是我們持續改進的動力
我們一起努力，讓好的教育來得更快



[點我前往](#)