



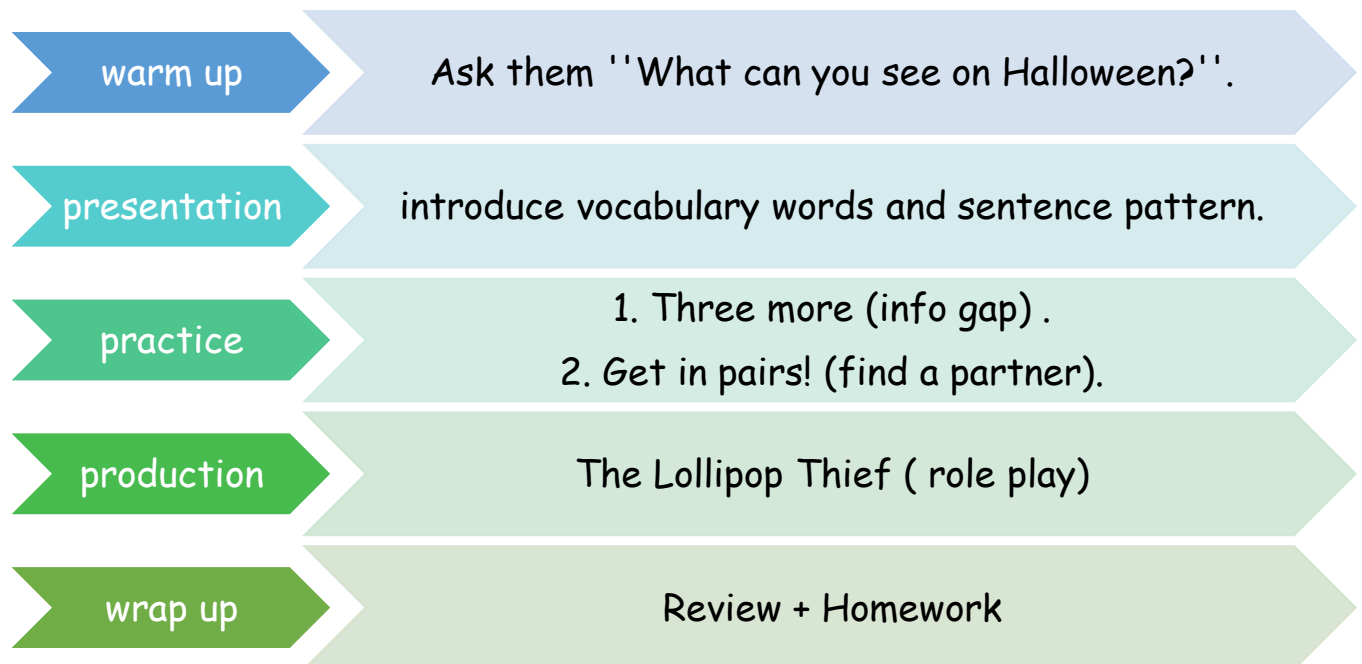
## 萬聖節課堂活動教材包

### 狼人殺遊戲 PPT、學習單、素材下載

#### 一、簡介

Halloween 快要到了！老師們是否已經有什麼想法了呢～相信老師們除了平常的事情之外，萬聖節往往還夾在段考中間，肯定是忙得兩頭燒！今天就給大家很完整的一套萬聖節教材，從簡報 ppt, 學習單, 教具到功課，一併都幫大家準備好！這次給大家的萬聖節課程主要鎖定在角色上面，如吸血鬼，殭屍，與鬼魂等等的。帶的活動將會有基本的 info gap, find a partner 以及我自己非常愛用也很萬用的狼人殺系列遊戲，等等都會依序地給大家做介紹！就讓我們一起與孩子掉入萬聖節的迷人魅力吧！

#### 二、架構



### 三、課程詳細介紹

#### **Warm-up** 3 mins

Ask them "What can you see on Halloween?" to know if they have the impression and concept of Halloween.

問他們「你們在萬聖節時會看到些什麼」來確認他們對於萬聖節的印象與概念。

#### **Presentation** 5 mins

Vocabulary: werewolf, witch, zombie,  
mummy, ghost, vampire

Sentence pattern:

Which Halloween Character are you?

I'm a \_\_\_\_\_.

Teach vocabulary by showing a little part of the characters to let them guess.

Teach sentence pattern by changing characters to make them repeat the whole sentence pattern several times.

將角色先露出一小部分，讓他們邊猜邊學習這些單字。句型也會在各種角色不斷替換中重複練習很多次。

#### **Practice** 12 mins


##### **Game 1: Three more ( info gap) 角色蒐集活動**

Everyone will have three characters printed on their worksheets, and three characters' stickers that is as same as those of textbooks'. They need to find others with three different stickers and exchange them by using the sentence

pattern. They should stick those stickers on the exact same place as others.

Words should be filled in as well.

每個人的學習單上已印有三個角色，外加上三個跟課本一樣的角色貼紙。他們要找到跟他們的完全不一樣的人，並用句型跟他做交換與索取貼紙。他們必須要跟另一個人貼的位置一模一樣。字也應該要被填進格子裡。



### Game 2: Get in pairs (find a partner)夥伴配對

Each kid gets one card. When I say round 1, they should see the first word on their card and find another classmate with the same first word as well. When I say round 2, they should see the second word on their card and find another classmate with the same second word as well. etc. Those without a partner in 20 seconds lose.

每個小孩都會拿到一張牌。當我說第一回合時，他們要看自己卡上的第一個字是什麼，然後去找另一位同學跟自己第一個字一樣的。當我說第二回合時，他們要看自己卡上的第二個字是什麼，然後去找下一位同學跟自己第二個字一樣的。以此類推。若沒有在 20 秒內找到的話則算輸這一回合。

1. werewolf 2. witch 3. vampire
---------------------------------------

1. ghost 2. witch 3. zombie
-----------------------------------

1.werewolf 2.mummy 3.zombie
-----------------------------------

1. witch 2. mummy 3. zombie
-----------------------------------

## **Production** 15mins

The Lollipop thief (role play) 誰是棒棒糖小偷 ( 角色扮演 )

\*類似天黑請閉眼， 狼人殺等遊戲之玩法。

1. Each student gets one character card and two lollipops.

每個學生拿到一張角色卡、兩張棒棒糖卡。

2. Teacher (or the host) will tell everyone which character the lollipop thief is, like werewolf, vampire, and so on. Then the one with these characters will be the lollipop thieves. One to two thieves are enough.

老師或主持會公佈這場的棒棒糖小偷是誰， 可能是狼人或是吸血鬼等等的。那拿到這個角色的就是棒棒糖小偷。小偷大概一到兩位就足夠。

### 3. Nighttime

- Teacher (or the host) will say Nighttime. Everyone should close their eyes and rest their heads and arms on the tables.  
老師或主持人會說「夜幕降臨」， 大家要閉起眼睛並趴在桌上。
- Teacher (or the host) will say "Wake up, Lollipop thieves!" Then only the lollipop thieves get up.  
當老師或主持人說「起床吧棒棒糖小偷！」 只有棒棒糖小偷起來。
- Teacher (or the host) will say " Choose one's lollipop you want to take away" After pointing the same person, teacher (or the host) will take away one lollipop from the one they point at. Then they can close their eyes.

老師或主持人說「選擇偷走哪一個人的棒棒糖」， 在指向同一個人後， 老師或主持人會走他的一個棒棒糖。接下來小偷就閉上眼睛。

#### 4. Day time

- Everyone wakes up. Teacher (or the host) tells the students whose lollipop was stole in the nighttime.

大家起床。老師或主持人公布被偷走棒棒糖的是誰

- Teacher (or the host) will ask random students their identity with sentence pattern. They can choose to lie or not.

老師會隨機用句型抽問學生他們的角色。他們可以選擇說謊或不說謊。

- After asking, teacher (or the host) will call a vote. The one with the most votes should reveal their identity. If their identity is the lollipop thieves, they can not choose to steal others lollipop in the nighttime, but they can still join the rest of the game; If their identity is not the lollipop thieves, the game will continue.

在問完後，老師會舉行投票。最多票者需要公佈自己的身份。若被揭發的人是小偷，則下回合不能指定偷誰的棒棒糖，但仍可以參與其他部分的遊戲；若被揭發的人不是小偷，則遊戲繼續。

- If the lollipop thieves steal more than three lollipops, they win; If they were all find out before stealing three of them, others win.

- 如果小偷偷到超過三個棒棒糖，則小偷方贏；若小偷在偷到三個前被全部找出來則其他人獲勝。

#### **Wrap-up** 5mins

Review and make interactive book

1. Paste the interactive book on the worksheet.

2. Fold the dotted line.

3. Choose two characters to write in the blank "I'm a \_\_\_\_\_." and draw.


1. 將互動式學習單黏貼在學習單上。

2. 沿著虛線折起來
3. 選擇兩個角色填在「I'm a \_\_\_\_\_.”」的空格，並繪圖。

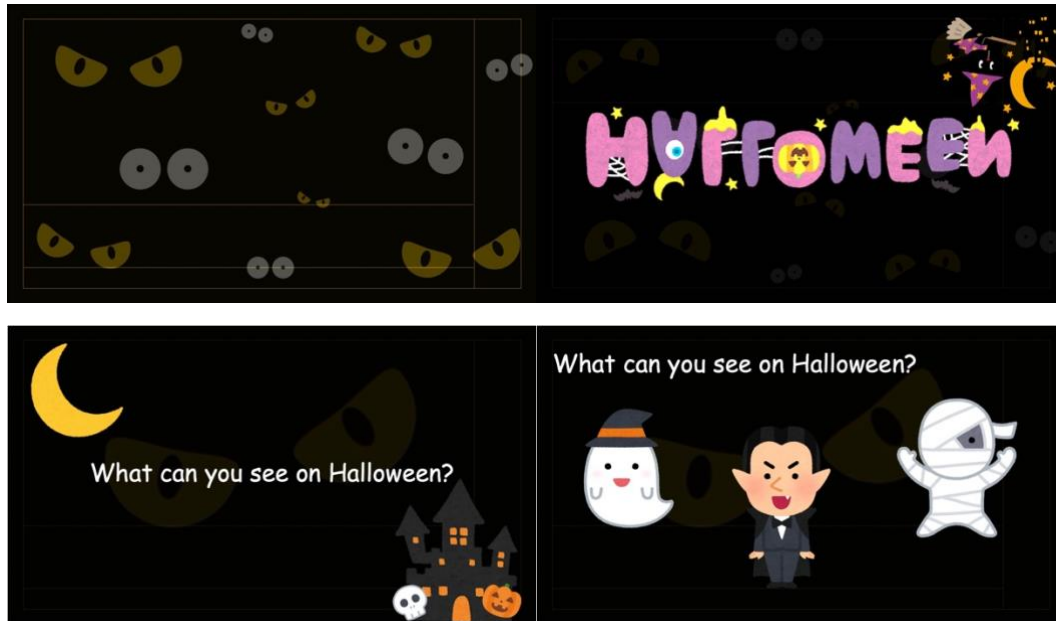
<附件教材 PDF 如下頁>

雲端檔案下載：

萬聖節學習單 & 牌卡列印 [點此下載](#)



萬聖節課堂活動 PPT [點此下載](#)



以上就是這次分享的課程內容啦～若有任何問題歡迎用以下聯絡方式詢問，也歡迎提供建議噢～

Email: [brianh313030@gmail.com](mailto:brianh313030@gmail.com)


Instagram: 帳號 [brain\\_out\\_of\\_classroom](#)



# Happy Halloween!




Let's learn!



>>

>>

>>



>>

>>

>>

Let's talk!

Q: Which Halloween Character are you?




A: I'm a \_\_\_\_\_.



**Three more ( info gap)**  
**角色蒐集活動**  
**學習單列印範本**






🎃 Let's practice!

<p>A</p> <p>&gt;&gt; _____</p>	<p>B</p>  <p>&gt;&gt; _____</p>	<p>C</p> <p>&gt;&gt; _____</p>
<p>D</p>  <p>&gt;&gt; _____</p>	<p>E</p> <p>&gt;&gt; _____</p>	<p>F</p>  <p>&gt;&gt; _____</p>

🎃 Homework

<p>paste</p>		
--------------	--	--

🎃 Let's practice!

<p>A</p>  <p>&gt;&gt; _____</p>	<p>B</p> <p>&gt;&gt; _____</p>	<p>C</p>  <p>&gt;&gt; _____</p>
<p>D</p> <p>&gt;&gt; _____</p>	<p>E</p>  <p>&gt;&gt; _____</p>	<p>F</p> <p>&gt;&gt; _____</p>

🎃 Homework

<p>paste</p>	<p>Draw them out.</p>	<p>Draw them out.</p>
--------------	-----------------------	-----------------------







Which Halloween Character are you?



Which Halloween Character are you?



Which Halloween Character are you?

I'm a

I'm a

paste

I'm a

I'm a

paste

I'm a

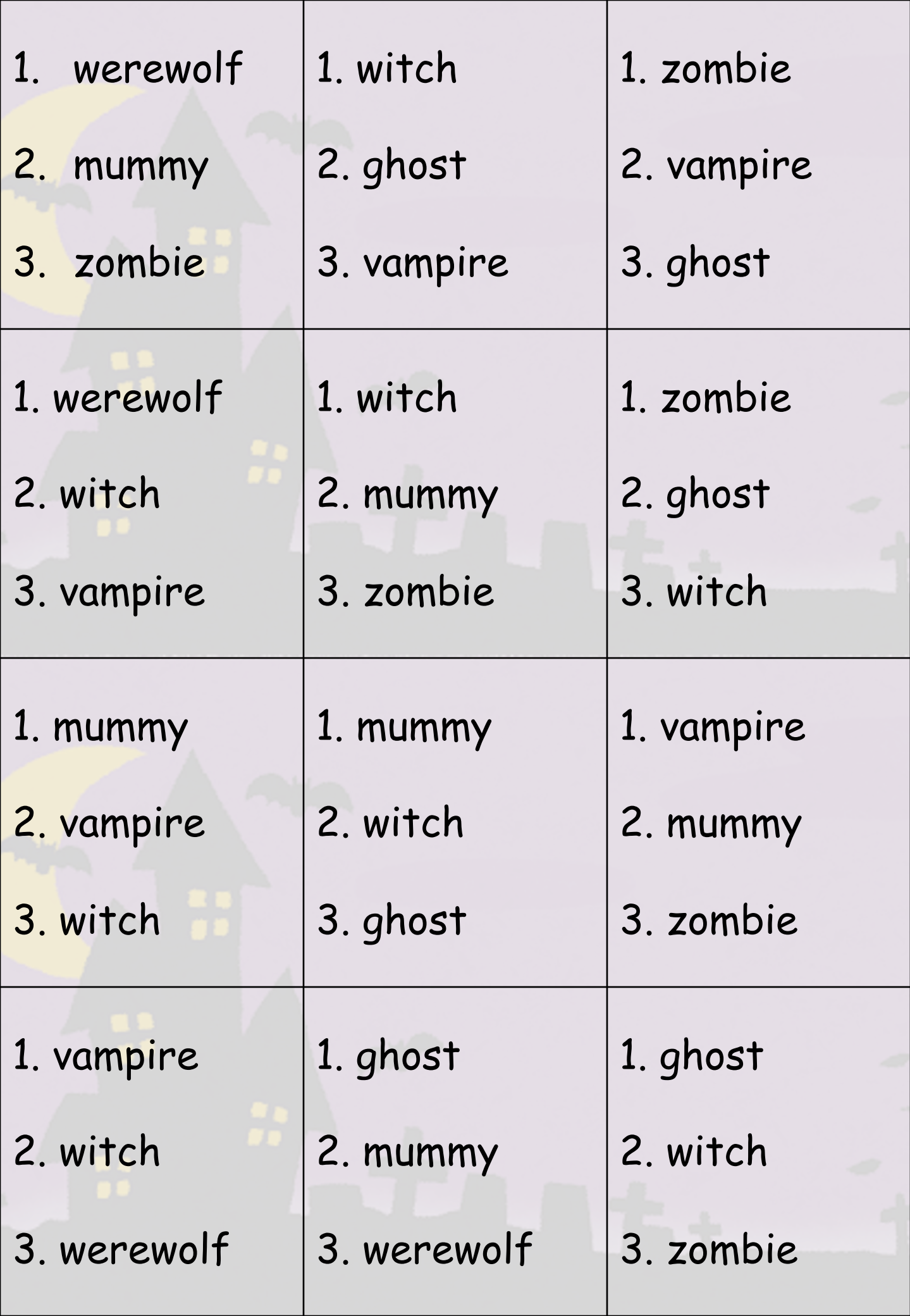
I'm a

paste

**Get in pairs (find a partner)**

**夥伴配對**

**牌卡列印範本**



<ol style="list-style-type: none"><li>1. werewolf</li><li>2. mummy</li><li>3. zombie</li></ol>	<ol style="list-style-type: none"><li>1. witch</li><li>2. ghost</li><li>3. vampire</li></ol>	<ol style="list-style-type: none"><li>1. zombie</li><li>2. vampire</li><li>3. ghost</li></ol>
<ol style="list-style-type: none"><li>1. werewolf</li><li>2. witch</li><li>3. vampire</li></ol>	<ol style="list-style-type: none"><li>1. witch</li><li>2. mummy</li><li>3. zombie</li></ol>	<ol style="list-style-type: none"><li>1. zombie</li><li>2. ghost</li><li>3. witch</li></ol>
<ol style="list-style-type: none"><li>1. mummy</li><li>2. vampire</li><li>3. witch</li></ol>	<ol style="list-style-type: none"><li>1. mummy</li><li>2. witch</li><li>3. ghost</li></ol>	<ol style="list-style-type: none"><li>1. vampire</li><li>2. mummy</li><li>3. zombie</li></ol>
<ol style="list-style-type: none"><li>1. vampire</li><li>2. witch</li><li>3. werewolf</li></ol>	<ol style="list-style-type: none"><li>1. ghost</li><li>2. mummy</li><li>3. werewolf</li></ol>	<ol style="list-style-type: none"><li>1. ghost</li><li>2. witch</li><li>3. zombie</li></ol>

# The Lollipop thief (role play)

## 誰是棒棒糖小偷（角色扮演）

### 牌卡列印範本

\*類似天黑請閉眼，狼人殺等遊戲











喜歡這份教學資源嗎？

邀請您提供我們寶貴的建議



點我前往



您的回饋，是我們持續改進的動力  
我們一起努力，讓好的教育來得更快